

D7 3/4" X 1 3/4"



D10 1" X 1 3/4"




D1 1/2" X 1 3/8"




D4 1/2" X 2"




D8 1" X 2 1/2"




D17 2 1/4" X 3 3/4"



D16 1 3/4" X 3 3/4"



D12 1 3/8" X 3 3/4"




HOW TO USE THIS TEMPLATE SHEET

- 1) Simply print out this sheet on your printer
- 2) Overlay the template sheet over your existing stamp, or a printed out sample that you have created, to see which size would best fit
- 3) Your stamp cannot go outside the borders of the stamp borders shown, as machines are manufactured to these sizes

D15

2 1/4" X 2 1/4"




D6

3/4" X 3 1/2"




D5

3/4" X 3"




D3

1/2" X 2 5/8"




D13

1 3/4" X 1 3/4"



D18

3" X 4"



D11

1 3/8" X 2 1/2"



HOW TO USE THIS TEMPLATE SHEET

- 1) Simply print out this sheet on your printer
- 2) Overlay the template sheet over your existing stamp, or a printed out sample that you have created, to see which size would best fit
- 3) Your stamp cannot go outside the borders of the stamp borders shown, as machines are manufactured to these sizes